

ROMULAN SHRIKE LIGHT RAIDING DREADNOUGHT

SQUADRON SCALE

COUNTER SHR
POINT VALUE: 232
DAMAGE CONTROL: 6



POWER TRACK
+60

RIS Shrike
Name _____

Power when undamaged:
58 + 5.

+50

+40

+30

+20

+10

9

8

7

6

5

4

3

2


1

0

PROBES



FRAME DAMAGE



PLASMA ARMING

A								G	S	R
B								G	S	
C							F			
D							F			

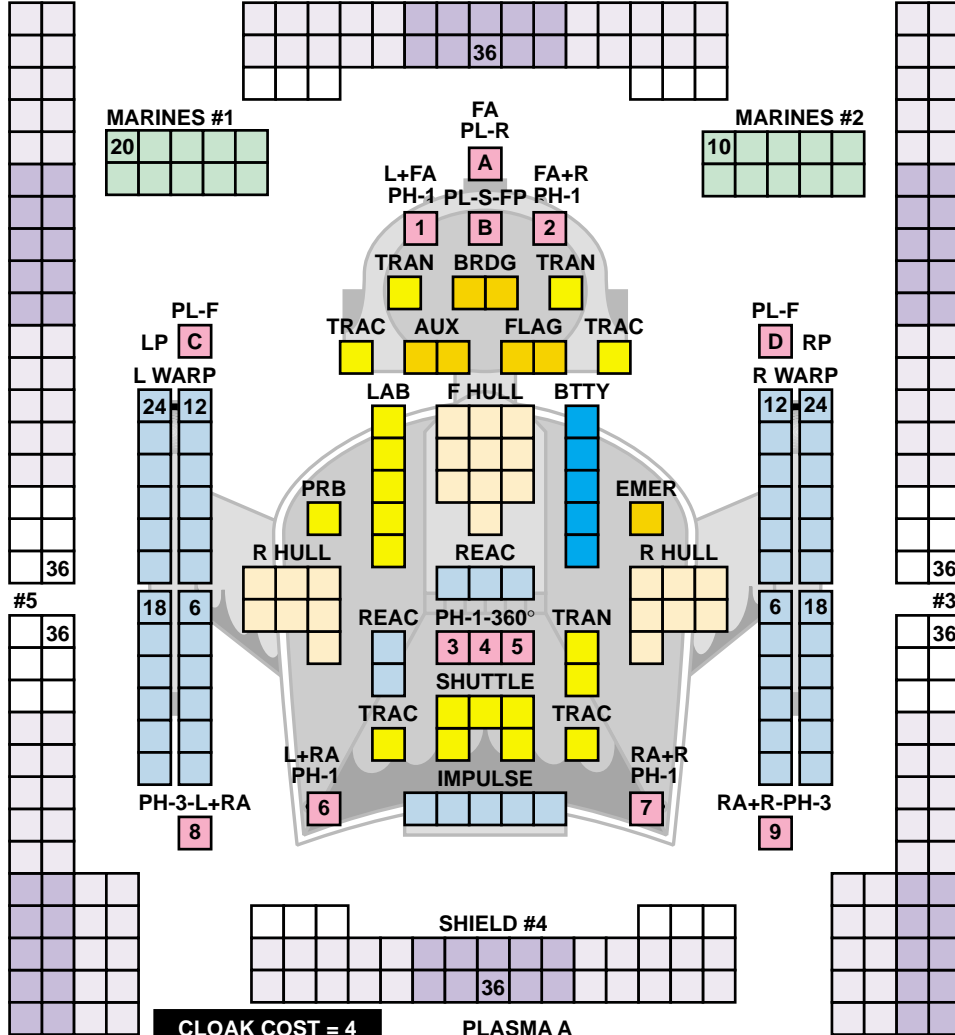
WEAPONS USED

A	B	C	D	
1	2	3	4	
5	6	7	8	9

#6

SHIELD #1

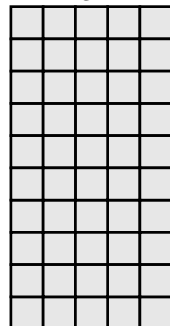
#2



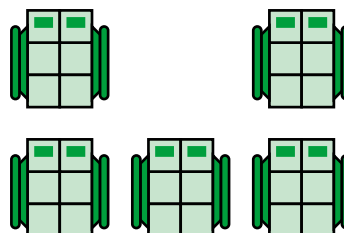
CLOAK COST = 4

ACCELERATION COST 1+1/4	TURN MODE E MOVE COST 1.25
DECELERATION COST 1+1/4	BASE SPEED 8 TURN MODE 3 SPEED COST 10
HIGH ENERGY TURN COST 6+1/4	BASE SPEED 16 TURN MODE 5 SPEED COST 20
EVASIVE MANEUVER COST 7+1/2	BASE SPEED 24 TURN MODE 6 SPEED COST 30

PLASMA A



PLAS-D



FRACTIONAL POWER
0 1/4 1/2 3/4

The publisher of this game grants permission to players to make a reasonable number of photocopies of this page (up to 25 per month) for the personal use of the player. Reproduction for sale is not authorized.

LARGER SHIP CARD

ROMULAN SHRIKE LIGHT RAIDING DREADNOUGHT

FLEET SCALE

COUNTER SHR
POINT VALUE: 116
DAMAGE CONTROL: 3




POWER TRACK

+30
+20
+10


PROBES



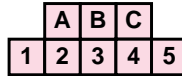
FRAME DAMAGE



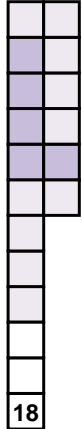
PLASMA ARMING



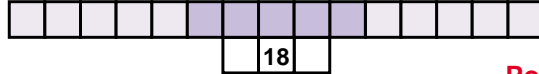
WEAPONS USED



#6




SHIELD #1



RIS Shrike
Name

Power when undamaged:
29 + 3.

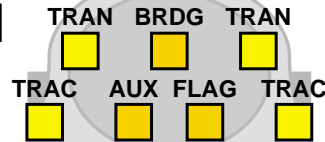

MARINES #1



FX PH-1

FP PL-S

MARINES #2



PL-F

LP B

L WARP

12 6

PH-3-L+RA

4

REAC

SHUTTLE

IMPULSE

F HULL

LAB

REAC

PH-1-360°

2 3

SHUTTLE

IMPULSE

SHUTTLE

IMPULSE

BTTY

REAC

PH-1-360°

2 3

SHUTTLE

IMPULSE

SHUTTLE

IMPULSE

PL-F

RP

R WARP

6 12

PH-3-RA+R

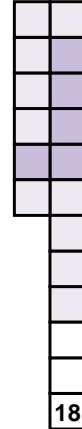
5

REAC

SHUTTLE

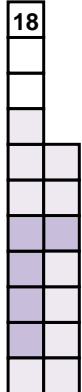
IMPULSE

#2




9
8
7
6
5
4
3
2
1
0

#5



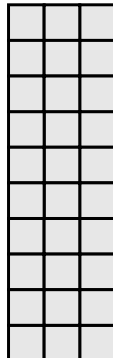
SHIELD #4




FEDERATION
COMMANDER:
BOOSTER PACK #18
FLEET SCALE SHIP CARD
#93 of 81-96
Copyright © 2007 Amarillo
Design Bureau, Inc.

CLOAK COST = 2	
ACCELERATION COST 5/8	TURN MODE E MOVE COST 5/8
DECELERATION COST 5/8	BASE SPEED 8 TURN MODE 3 SPEED COST 5
HIGH ENERGY TURN COST 3+1/8	BASE SPEED 16 TURN MODE 5 SPEED COST 10
EVASIVE MANEUVER COST 3+3/4	BASE SPEED 24 TURN MODE 6 SPEED COST 15

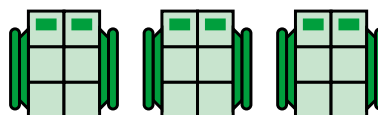

PLASMA A



PLAS-B



PLAS-C



FRACTIONAL POWER

0 1/8 1/4 3/8 1/2 5/8 3/4 7/8

93

The publisher of this game grants permission to players to make a reasonable number of photocopies of this page (up to 25 per month) for the personal use of the player. Reproduction for sale is not authorized.

LARGER SHIP CARD